


Our Global Explorer Curriculum



St Nicholas' Primary School

Global Explorers



Global Explorers Motto: Learn, Achieve, Grow: Together

School Aims:

- **To be the best I can be;**
 - **To love to learn and learn to love;**
 - **To know I am important to this school and this school is important to me;**
-
- Global Explorers will achieve the school aims by developing in the 6 key areas identified as our Big Ideas. Global Explorers must be **ASPIRATIONAL, CREATIVE, SPIRITUAL, RESOURCEFUL, be WORDLY and SKILLFUL**

Why redesign the Curriculum?

Our school is unique and special but we wanted a clearer way to be able to share with you what you are learning and show that to others.

We want to make our 'invisible' curriculum 'visible' to everyone.

Our Global Explorers Curriculum is designed around six themes which encompass the skills and knowledge we wish you all to develop during your time here.


What are the Big Ideas?

Our big ideas incorporate skills, knowledge, behaviours, attitudes, visits, visitors and enrichment. They drive the planning and implementation of our curriculum so that children's growth and success is at the heart of all we do.

We want you to be Global Explorers which means that you will be **spiritual, worldly, aspirational, creative, skillful** and **resourceful** citizens of the world.


You will achieve the school aims through exploring these six 'Big Ideas.'

Children's understanding of the six Big Ideas will be explored through six Big Questions which allow children to grow and succeed regardless of age, ability or background.





Spiritual



• What are you doing to show the School Values in Action?

- Being in nature
- Reflecting on what it means to have 'faith.'
- Exploring your beliefs.
- Learning to love
- Attending worship
- Visiting the church
- Meditation
- Yoga
- Creating art work that expresses your feelings
- Listening to music
- Being Mindful
- RE, Music, Art, PSHE


Worldy



What are you doing to make the world a better place?

- Using an atlas
- Learning another language
- Using a map
- Exploring the world around you
- Learning about other people and places
- Learning about events from the past
- Recycling
- Making new friends
- Helping your community.
- Being curious about the world around you.
- History, Geography, Citizenship, Languages


Aspirational



What are you doing to show that you Love to Learn?

- Concentrating on your learning
- Loving to learn
- Asking questions
- Learning about careers/jobs
- Fulfilling your potential
- Exploring your talents
- Visiting new places
- Talking to visitors in school
- English, Maths, Science

Creative



What ideas have you shared today?

- Trying things in a new way
- Being the best that you can be
- Sharing your thinking
- Painting, drawing, printing
- Building, making and doing
- Moving, singing, performing
- Designing
- Problem Solving
- Art, Drama, Science (STEM), Design and Technology, ICT

Resourceful

What are you doing to show that you are learning from your mistakes?



- Independence
- Resilience
- Perseverance
- Co-operation
- Team work
- Kindness
- Adaptable
- Facing disappointment
- Celebrating success
- Having a growth mind-set
- Being a role model to younger children

Skilful

What skills are you developing?



- Using a computer
- Online safety
- First aid
- Fire safety
- Money
- How to keep safe
- Keeping fit and healthy
- Speaking in front of an audience
- Cooking
- Reading and using timetables
- PE, English, Maths, PSHE, SRHE, ICT, Cooking

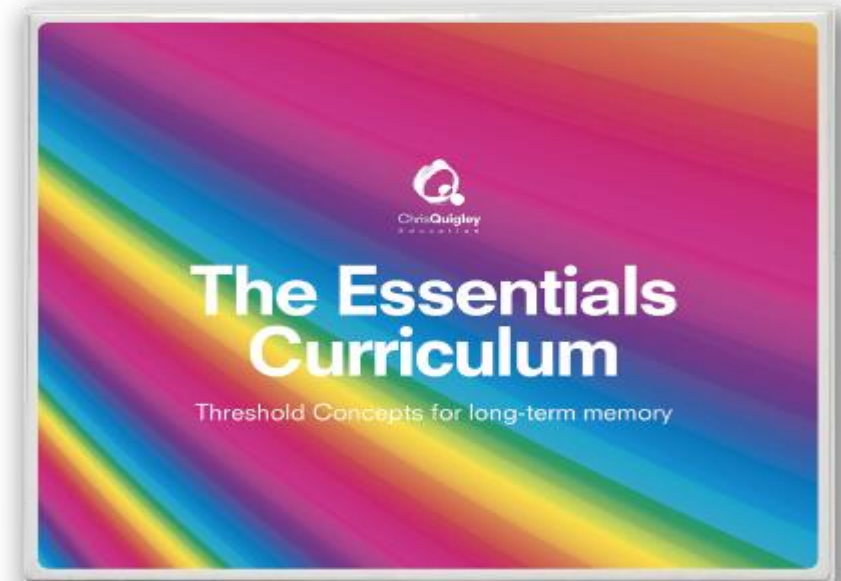
Vision for Development of our curriculum

- Year 6 Leavers: Will Graduate as Global Explorers
- We will focus on one big ideas each term: **This term is Resourceful**
- Within lessons teachers focus on the Key concepts.
- Children will be able to talk about which Big Ideas they are most confident in and which they would like to develop further.
- Each term there will be a whole school day related to a Big Idea e.g. creativity day/ Aspirational day.

Key Concepts

What is the thinking behind Key Concepts?

- Are the National Curriculum
- Are repeated to enable you to talk about your learning and how it fits together
- Are important things to know in each subject




Key Concepts based on Chris Quigley Curriculum

History	Geography	Art
Investigate and Interpret the Past	Investigate Places	Develop Ideas
Build an Overview of World History	Investigate Patterns	Master Techniques
Understand Chronology		Take Inspiration from the Greats
Communicate Historically	Communicate Geographically	

Working on Key Concepts helps to send the learning to your Long-term memory which makes it easier to remember when you need to talk about it.

What are you looking forward to about the Global Explorer Curriculum?



Which key concepts are you learning about in this weeks History lesson?

What are the 6 big Questions?
How can you show you have been RESOURCEFUL today?

Can you remember the Big Ideas?
There are 6 of them.

Where can you find the key concepts in your classroom?